



2015 - A KEY YEAR FOR GFEI AND FUEL ECONOMY

Sheila Watson

**Director of Environment and Research, FIA
Foundation**

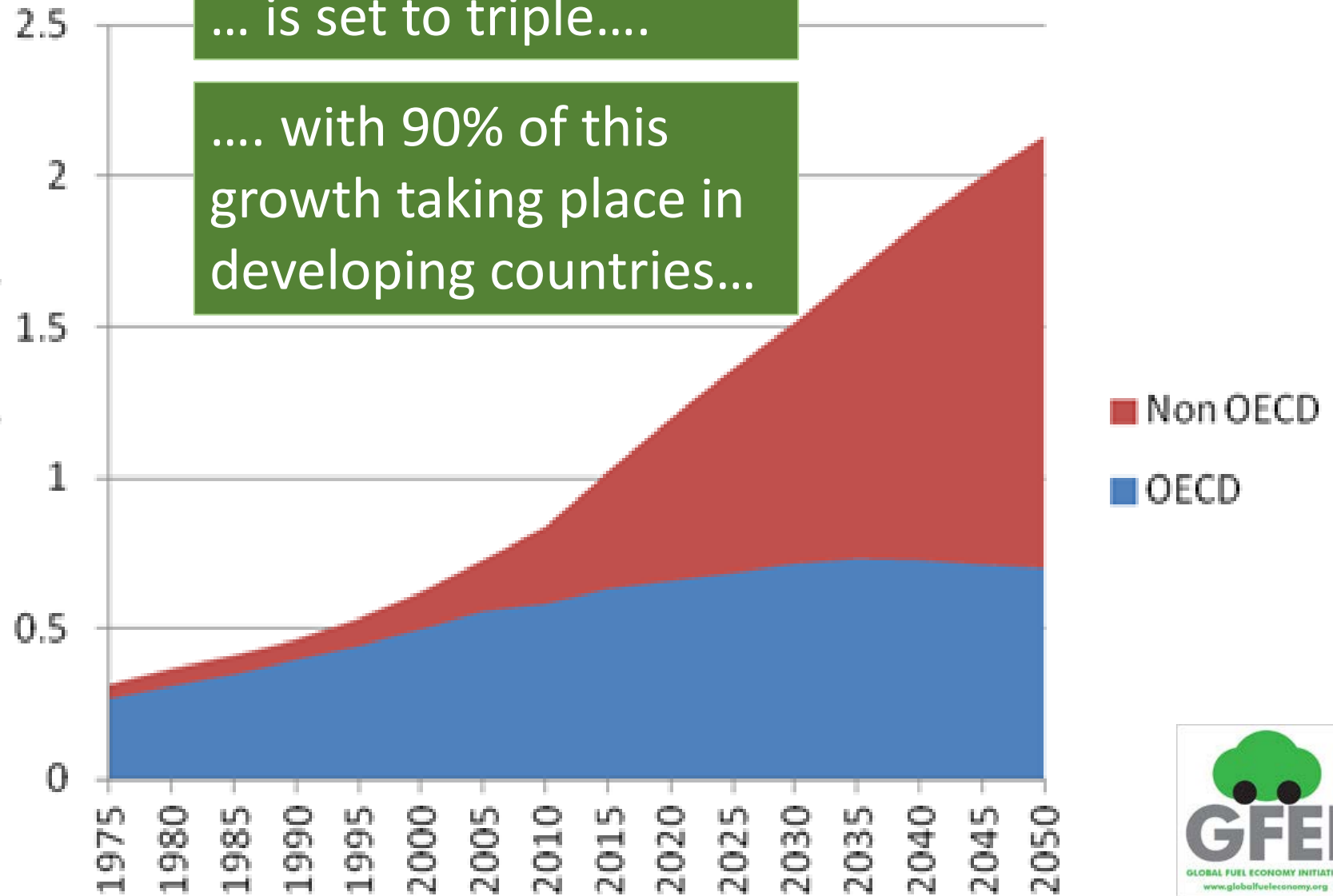
ITF - Leipzig, May 27th 2015

The Global Fleet...

... is set to triple....

.... with 90% of this growth taking place in developing countries...

Global passenger light duty vehicle stock (billions)

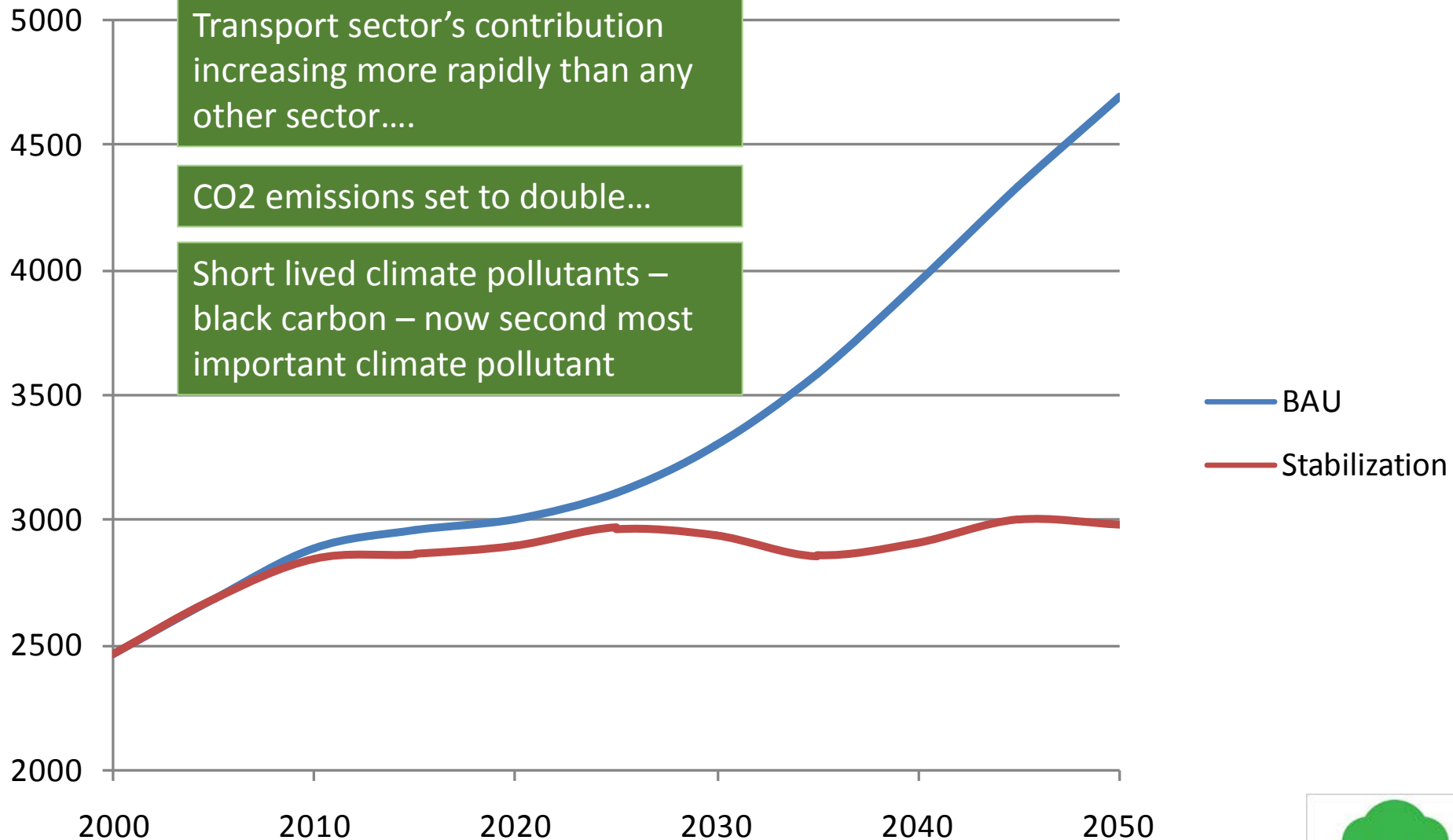


Climate Change

Transport sector's contribution increasing more rapidly than any other sector...

CO2 emissions set to double...

Short lived climate pollutants – black carbon – now second most important climate pollutant



CO2 emissions from the global light duty vehicle fleet – GFEI 2009

How can Fuel Economy help?

- Climate change
- Energy security
- Resource waste
- Sustainable development
- Air quality

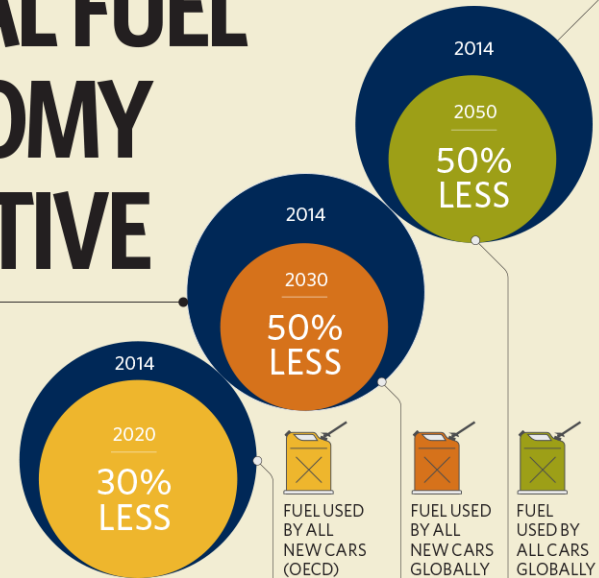


GLOBAL FUEL ECONOMY INITIATIVE

THE GFEI FUEL ECONOMY TARGETS

6BN BARRELS OF OIL PER YEAR

is how much we will save globally if we achieve these targets by 2050.



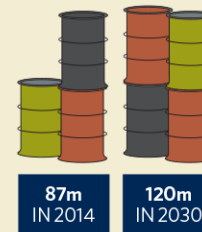
2TRN DOLLARS

could be saved in the next decade from better fuel economy.

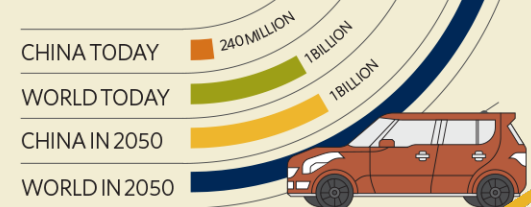


CARS AND OIL

by 2030, 2 million vehicles would need at least 120 million barrels of oil a day.



GROWING NUMBER OF CARS



FE improvement - Targets and reality

		2005	2008	2011	2013	2030	
OECD average	average fuel economy (Lge/100km)	8.6	7.9	7.3	6.9		
	annual improvement rate (% per year)	-2.7%		-2.6%			
		-2.6%					
Non-OECD average	average fuel economy (Lge/100km)	7.3	7.4	7.3	7.2		
	annual improvement rate (% per year)	0.5%		-0.4%			
		-0.2%					
Global average	average fuel economy (Lge/100km)	8.3	7.7	7.3	7.1		
	annual improvement rate (% per year)	-2.3%		-1.9%			
		-2.0%					
GFEI target	average fuel economy (Lge/100km)	8.3				4.2	
	required annual improvement rate (% per year)	2005 base year	-2.7%				
		2014 base year	-3.1%				

← OECD: rates close to target

← Non-OECD: little improvement

← Global: Right trend at slow pace

← 2030: Improve global FE by 50%

Source: GFEI Working Paper number 11 - 2015





Global Fuel Economy Initiative

Six core partners: FIA Foundation, UNEP, IEA, ITF, ICCT and UC Davis, financial support from FIA Foundation, GEF and EU

GFEI recognized as leading initiative in energy and climate reports and discussions

THE GFEI FUEL ECONOMY TARGETS

From 2005 baseline:



reduction in L/100km by 2020 in all new cars in OECD countries



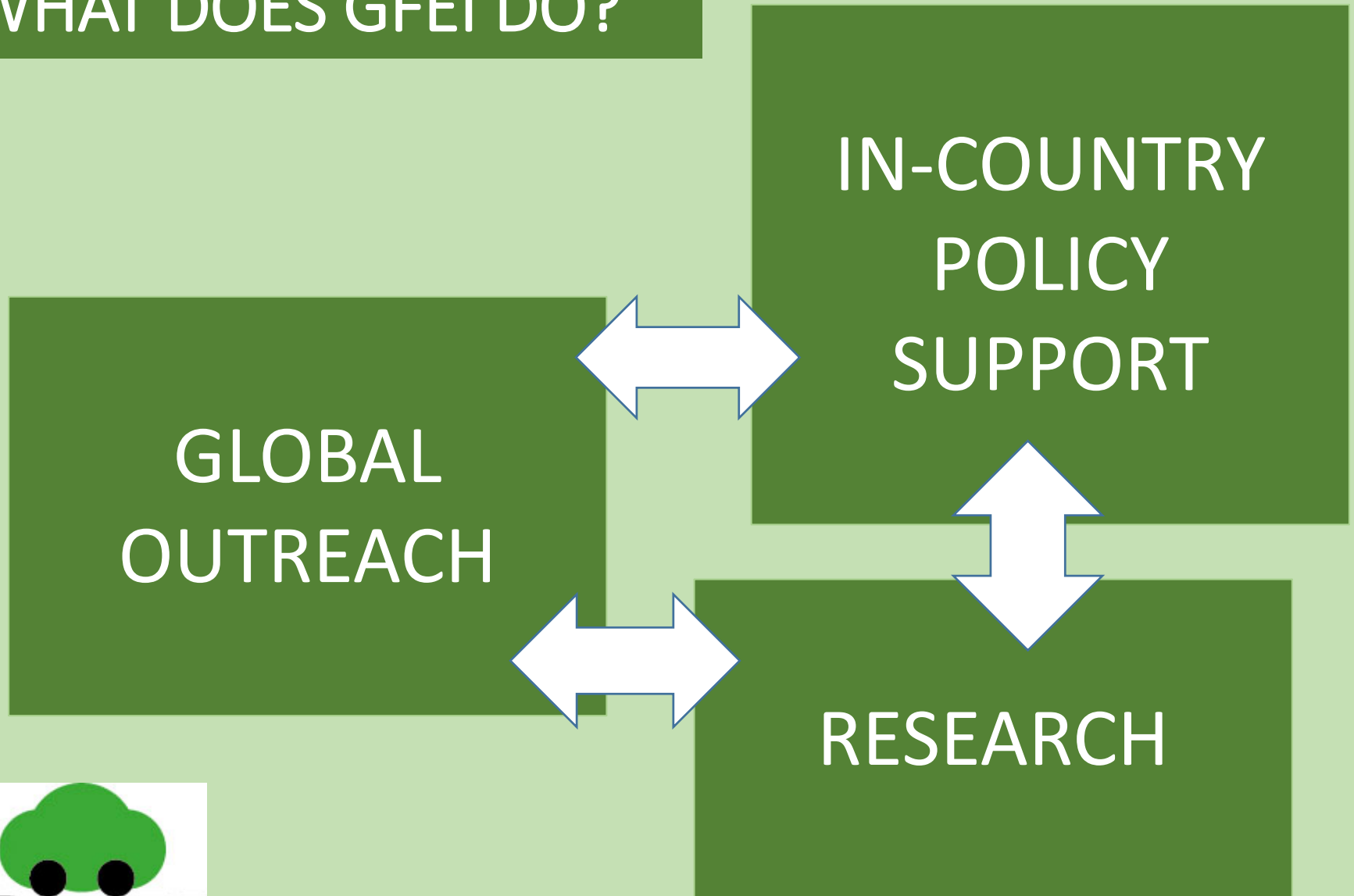
by 2030 in all new cars globally



by 2050 in all cars globally



WHAT DOES GFEI DO?



2015 – A BIG YEAR FOR GFEI



GFEI's OFFER FOR COP21




100
FOR 50BY50
SAFE CLIMATE AND
CLEAN AIR AT COP21

CURRENT GFEI COUNTRY ENGAGEMENT

pilots	signed projects	talks ongoing to develop project	expressed interest	countries targetted
1 Chile	5 Georgia	27 Serbia	31 Barbados	50 South Africa
2 Ethiopia	6 Côte d'Ivoire	28 Benin	32 Bangladesh	51 Samoa
3 Indonesia	7 Mauritius	29 Russia	33 Guatemala	52 Colombia
4 Kenya	8 Jamaica	30 St Lucia	34 Togo	53 Moldova
	9 Montenegro		35 Uganda	54 Turkey*
	10 Macedonia		36 Nigeria	55 Jordan
	11 Philippines		37 Mali	56 UAE
	12 Vietnam		38 Mozambique	
	13 Morocco		39 Zambia	
	14 Bahrain		40 Syria	
	15 Egypt		41 Armenia	
	16 Tunisia		42 Azerbaijan	
	17 Thailand		43 Malaysia	
	18 Peru		44 Equador	
	19 Uruguay		45 Dominican Republic	
	20 Nepal		46 Panama	
	21 Paraguay		47 Tanzania	
	22 Sri Lanka		48 Rwanda	
	23 Costa Rica		49 Djibouti	
* NOTE –plus G20	24 Benin			
	25 Algeria			
	26 Uganda			

OTHER GFEI SUPPORTERS



THANK - YOU

s.watson@fiafoundation.org

www.globalfueleconomy.org

